

# RETINA

EDI.1 INTERNATIONAL

we elaborate Concepts  
to give a clearer Vision

oerli  
ophthalmedic®

[www.oerli-ophthalmedic.ch](http://www.oerli-ophthalmedic.ch)

EYE SURGERY ESSENTIALS.



**e. janach®**  
[www.janach.it](http://www.janach.it)

RETINAL FORCEPS/SCISSORS REUSABLE

DISPOSABLE FORCEPS/SCISSORS

DISPOSABLE LENSES

FLEXIBLE IRIS RETRACTORS

PICK AND SPATULAS

BACKFLUSH HANDLES and NEEDLES

CANNULAS

SCLERAL DEPRESSOR

IVT INJECTIONS disposable set

RETINAL IMPLANTS

RETINAL DETACHMENT

ORBITAL PLATES

RETINAL PEDIATRIC INSTRUMENTS

STERILIZATION TRAY and ACCESSORIES

## 20G/23G RETINAL FORCEPS "L" large handle color code



**Janach**  
J3834.23L  
*Trocar*



Micropinza per **ILM 23G**, nuovo manico in **titanio**, Ø 7.5 mm (modello su base Eckardt)

**23G ILM microforceps**, new blue **titanium** handle, Ø 7.5 mm (based on Eckardt design)

**Janach**  
J3834L



Micropinza per **ILM 20G**, nuovo manico in **titanio**, Ø 7.5 mm (modello su base Eckardt)

**20G ILM microforceps**, new blue **titanium** handle, Ø 7.5 mm (based on Eckardt design)

**Rizzo**  
J3833.23L  
*Trocar*



Micropinza per **ILM 23G**, con presa tipo Eckardt e piani seghettati, nuovo manico in **titanio**, Ø 7.5 mm

**23G ILM microforceps**, Eckardt style with serrated platforms, new blue **titanium** handle, Ø 7.5 mm

**Rizzo**  
J3833L



Micropinza per **ILM 20G**, con presa tipo Eckardt e piani seghettati, nuovo manico in **titanio**, Ø 7.5 mm

**20G ILM microforceps**, Eckardt style with serrated platforms, new blue **titanium** handle, Ø 7.5 mm


**Janach**  
J3839.23L  
*Trocar*



Micropinza **23 G**, retta, presa seghettata, nuovo manico in **titanio**, Ø 7.5 mm

**23 G microforceps**, straight, serrated jaws new blue **titanium** handle, Ø 7.5 mm

**Janach**  
J3839L




Micropinza **20G**, retta, presa seghettata, nuovo manico in **titanio**, Ø 7.5 mm

**20G microforceps**, straight, serrated jaws new blue **titanium** handle, Ø 7.5 mm

## 20G/23G RETINAL SCISSORS "L" large handle color code



**Janach**  
J3870.23L  
*Trocar*



Microforbice, **23G**, punte leggermente curve, taglio orizzontale, nuovo manico in **titanio**, Ø 7.5 mm, (per sistema TROCAR)

**23G microscissors**, slightly curved jaws, horizontal cut, new yellow **titanium** handle, Ø 7.5 mm (for TROCAR system)

**Janach**  
J3840L



Microforbice, **20G**, punte leggermente curve, taglio orizzontale, nuovo manico in **titanio**, Ø 7.5 mm

**20G microscissors**, slightly curved jaws, horizontal cut, new yellow **titanium** handle, Ø 7.5 mm

# 20G RETINAL FORCEPS conventional handle



NEWS

**V.Piccirillo**  
J3876



holder retinico **20G** con presa ampia ed atraumatica, utile sia per la chirurgia bimanuale retinica (peeling di membrane durante le procedure di trattamento di "PVR", presa della retina durante procedure di retinotomia) che per la chirurgia sottoretinica (asportazione di membrana sottoretiniche, manipolazione di patch retinocoroidali)

*20G retinal holder with wide atraumatic holding platforms.*

*For bi-manual retinal surgery (peeling of membranes in "PVR" treatment, grasping of the retina in retinotomy) as well as for subretinal surgery (subretinal membranes removal, retinochoroidal patch manipulation)*

NEWS

**Patelli**  
J3834.4.23



Pinza per **ILM** da **23G** ad azione inversa (lo shaft sta fermo mentre la punta avanza) con presa "a ghigliottina" e superficie inferiore sabbata per un effetto scraper

*23G ILM Forceps, reverse action (steady shaft, moving tips) with "guillotine style" grasping action. Sandblasted tips for scraping action. Long shaft for ILM removal of highly myopic eyes*


**Janach**  
J3834



Micropinza **ILM 20G** per rimozione membrana limitante interna, manico in **titanio** (mod. su base Eckardt)

*20G ILM forceps, titanium handle (based on Eckardt design)*

**Janach**  
J3839



Micropinza, **20G**, retta, presa seghettata, manico in **titanio**

*20G retinal forceps, straight, serrated jaws, titanium handle*


**Mariotti**  
J3834.1



Micropinza **ILM 20G** per membrana limitante interna, con presa angolata, manico in **titanio**

*20G ILM forceps, with angled grasping tips, titanium handle*

**Janach**  
J3834.2



Micropinza **ILM 20G** per membrana limitante interna, presa **ultra fine** e delicata, manico **titanio**

*20G ILM forceps, delicate and fine grasping tips, titanium handle*


**Janach**  
J3836




Micropinza membrane **subretiniche**, **20G**, angolata, delicata, manico in **titanio** (mod. su base Thomas)


*20G subretinal membrane forceps, angled, delicate jaws, titanium handle (based on Thomas design)*

## 20G RETINAL SCISSORS horizontal cut conventional handle


 Taglio orizzontale  
 Horizontal cutting




**Janach**  
J3840



Microforbice vitreale, 20G,  
curva, taglio orizzontale,  
manico in **titanio**

**20G vitreous scissors,**  
lightly curved jaws, horizontal cut,  
**titanium handle**

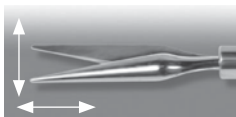
**Schirru**  
J3840.2



Microforbice vitreale curva, 20G,  
taglio orizzontale, delicata, lame da 4 mm,  
manico **titanio**

**20G vitreous scissors, curved,**  
horizontal cut, delicate, 4 mm blades,  
**titanium handle**

**Janach**  
J3842



Microforbice vitreale, 20G,  
retta,  
manico in **titanio**

**20G vitreous scissors,**  
straight jaws,  
**titanium handle**


**Janach**  
J3848



Microforbice vitreale, 20G,  
con lame angolate,  
manico in **titanio**

**20G vitreous scissors,**  
angled jaws,  
**titanium handle**

## 20G RETINAL MPC SCISSORS vertical cut conventional handle


 Taglio verticale  
 Vertical cutting

**Janach**  
J3843



Microforbice vitreale, 20G,  
a ghiottina, con lame 45 ,  
manico in **titanio**

**20G vitreous scissors,**  
45° vertical cutting action,  
**titanium handle**

**Janach**  
J3844



Microforbice vitreale, 20G,  
a ghiottina, con lame 90 ,  
manico in **titanio**

**20G vitreous scissors,**  
90° vertical cutting action,  
**titanium handle**

**Janach**  
J3846



Microforbice vitreale, 20G, a ghiottina,  
branche lunghe, con lame 70 ,  
manico **titanio** (mod. Dr. Schirru)

**20G vitreous scissors,**  
long jaws with 70° vertical cutting action,  
**titanium handle** (designed by Schirru M.D.)

**Janach**  
J3841



Microforbice vitreale, 20G,  
curva, taglio verticale,  
manico in **titanio**

**20G vitreous scissors,**  
lightly curved jaws, vertical cutting action,  
**titanium handle**

## 23G VITREOUS FORCEPS conventional handle

NEWS

**V.Piccirillo**  
J3876.23



holder retinico **23G**, presa ampia ed atraumatica, utile per la chirurgia bimanuale retinica, peeling di membrane durante il trattamento "PVR", retinotomia, chirurgia sottoretinica e manipolazione di patch retinocoroidali

*23G retinal holder with wide atraumatic holding platforms. For bi-manual retinal surgery, peeling of membranes in "PVR" treatment, retinotomy, subretinal surgery and patch manipulation*

**Janach**  
J3834.23  
Trocar



Micropinza **ILM**, per rimozione membrana limitante interna, **23G**, (mod. su base Eckardt)

*23G ILM forceps for membrane removal, (based on Eckardt design)*

**B.Corcóstegui**  
J3835.23  
Trocar



Micropinza asimmetrica, **23G**, per membrane epiretinali e ILM, punte leggermente curve, presa ampia e sicura

*23G asymmetrical forceps for epiretinal membranes and ILM, slightly curved tips with wide and secure gripping*


**Mariotti**  
J3834.1.23  
Trocar



Micropinza **ILM**, per rimozione membrana limitante interna, **23G**, presa angolata

*23G ILM forceps, angled grasping tips*


**Janach**  
J3839.23  
Trocar



Micropinza, **23G**, retta, presa seghettata

*23G retinal forceps, straight, serrated jaws*

**Tano**  
J3827.23  
Trocar



Micropinza **ILM** per membrane e limitante interna, **23G**

*23G ILM and macular forceps*

**Zenoni**  
J3828.23  
Trocar



Micropinza **ILM** per membrana limitante interna, ed epiretinica, angolata 175°, **23G**

*23G ILM retinal forceps, for epiretinal membranes, 175° angled, delicate jaws*

## 23G VITREOUS SCISSORS conventional handle




**Janach**  
J3870.23  
Trocar



Microforbice, **23G**, poco curva

*23G vitreous scissors, lightly curved jaws*

**Janach**  
J3842.23  
Trocar



Microforbice vitreale, **23G**, retta

*23G vitreous scissors, straight jaws*

**Janach**  
J3843.23  
Trocar



Microforbice vitreale, "taglio verticale" **23G**, a ghiottina, con lame 45

*23G MPC vitreous scissors, 45° vertical cutting action*

**Janach**  
J3848.23



Microforbice vitreale, **23G**, lame angolate

*23G vitreous scissors, angled jaws*



## 25G VITREOUS FORCEPS conventional handle


**S.Rizzo**  
J3821.25L



Pinza **ILM**, con presa tipo pinza corneale 1X2 denti e piano di presa, **25G**

*25G, ILM forceps, with plug type corneal forceps, 1x2 teeth and gripping plane*

**Tano**  
J3827.25  
*Trocar*



Micropinza **ILM** per membrane e limitante interna, **25G**

*25G, ILM forceps*

**Zenoni**  
J3828.25  
*Trocar*



Micropinza **ILM** per membrana limitante interna, ed epiretinica, angolata 175°, **25G**

*25G ILM retinal forceps, for epiretinal membranes, 175° angled, delicate jaws*

**Janach**  
J3834.25  
*Trocar*



Micropinza **ILM**, per rimozione membrana limitante interna, **25G**, (mod. su base Eckardt)

*25G ILM forceps, for removal internal limiting membrane (based on Eckardt design)*

**Mariotti**  
J3834.1.25  
*Trocar*



Micropinza **ILM**, per rimozione membrana limitante interna, **25G**, presa angolata

*25G ILM forceps, angled, grasping tips*


**Janach**  
J3838.25  
*Trocar*



Micropinza, end gripping, con presa delicata in punta, **25G**

*25G retinal forceps, delicate end gripping*


**Janach**  
J3839.25  
*Trocar*



Micropinza, retta, presa seghettata, **25G**

*25G retinal forceps, straight, serrated jaws*

## 25G VITREOUS SCISSORS conventional handle



**M.Romano**  
J3843.25



**25G VERTICAL PICK-SCISSORS** disegnato per afferrare saldamente e tagliare le membrane aderenti alla retina che creano la trazione epiretinica. Utile anche per tecniche bimanuali quali la delaminazione e la segmentazione delle membrane proliferative.

*25G VERTICAL PICK-SCISSORS designed to pick strongly adherent retinal tractional membranes and to cut the epiretinal traction at the same time. This instrument is also very useful in bimanual delimitation and segmentation of proliferative membrane.*

**Janach**  
J3840.25  
*Trocar*



Microrbice vitreale, curva, **25G**

*25G vitreous scissors, lightly curved jaws*

**Janach**  
J3842.25  
*Trocar*




Microrbice vitreale, **25G**, retta

*25G vitreous scissors, straight jaws*

## 27G RETINAL INSTRUMENTS




**Janach**  
J3834.27



Micropinza ILM,  
per rimozione membrana limitante interna,  
27G, (mod. su base Eckardt)

*27G ILM forceps,  
for removal internal limiting membrane  
(based on Eckardt design)*

**Janach**  
J3839.27



Micropinza,  
retta, presa seghettata, 27G

*27G retinal forceps,  
straight, serrated jaws*


**Janach**  
J3840.27



Microforbice vitreale,  
curva, 27G

*27G vitreous scissors,  
lightly curved jaws*

## CORPI ESTRANEI e BIOPSIA FOREIGN BODY and BIOPSY



# NEWS

**M. Pellegrini**  
J3877



Pinza tipo punch da 25G per biopsia  
di neoformazioni retiniche e coroideali.  
Fornisce materiale idoneo per esami  
citologici e micro-istologici.

*25G biopsy microforceps, for retinal and  
choroidal neoformations. It provides suitable  
tissue for cytologic and micro cytologic  
examination*


**Janach**  
J3865



Micropinza a tre branche, 20G,  
per corpi estranei endovitreali,  
azione inversa, manico **titanio**

*20G three-pronged foreign body  
endovitreous grasper, reverse-action,  
**titanium** handle*

**Janach**  
J3867



Pinza per corpi estranei, 18G, branche  
da 5 mm, superficie interna trattata  
per presa sicura,  
manico in **titanio** con azione diretta

*18G foreign body forceps with 5 mm tips,  
tungsten carbide coated tips for secure  
gripping, direct-action  
**titanium** handle*

**Janach**  
J3868



Micropinza magnete, stelo conico 14-18G,  
per corpi estranei metallici, azione diretta,  
manico in **titanio**

*14-18G magnet microforceps for foreign body,  
tapered shaft, direct-action,  
**titanium** handle*

**Grange**  
J3875




Micropinza per biopsia  
nei tumori bulbari,  
20G, manico in **titanio**

*20G biopsy microforceps  
for tumours,  
**titanium** handle*



## 23G DISPOSABLE RETINAL FORCEPS/SCISSORS




**Janach**  
JD3834.23



Micropinza **ILM**, per rimozione membrana limitante interna, **23G**, monouso. Confezione da 5 pz. sterili

**23G ILM**, internal limiting membrane removal forceps, disposable. 5 sterile units


**Janach**  
JD3839.23



Micropinza, **23G**, retta, presa "coccodrillo", monouso. Confezione da 5 pz. sterili

**23G retinal serrated forceps**, disposable. 5 sterile units


**Janach**  
JD3842.23



Microforbice vitreale, **23G**, retta, monouso. Confezione da 5 pz. sterili

**23G vitreous scissors**, straight jaws, disposable. 5 sterile units

## 25G DISPOSABLE RETINAL FORCEPS/SCISSORS




**Janach**  
JD3834.25



Micropinza **ILM**, per rimozione membrana limitante interna, **25G**, monouso. Confezione da 5 pz. sterili

**25G ILM**, internal limiting membrane removal forceps, disposable. 5 sterile units


**Janach**  
JD3839.25



Micropinza, **25G**, retta, presa "coccodrillo", monouso. Confezione da 5 pz. sterili

**25G retinal serrated forceps**, disposable. 5 sterile units

**Janach**  
JD3842.25

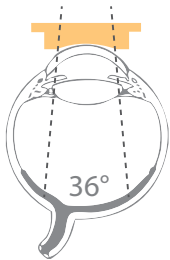


Microforbice vitreale, **25G**, retta, monouso. Confezione da 5 pz. sterili

**25G vitreous scissors**, straight jaws, disposable. 5 sterile units



JD4811



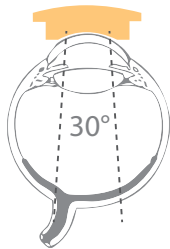
**lente piatta**

La lente permette una visione del polo centrale posteriore e del vitreo in occhi fachici o pseudofachici. Ideale per fotografia. FOV 36 , ingrandimento 1,02x. conf. da 8 pz. sterili

**flat lens**

The lens allows the view of the central posterior pole and vitreous in phakic and pseudophakic eyes. FOV 36°, 1,02x magnification. 8 sterile pieces/box

JD4805



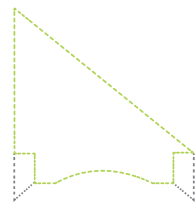
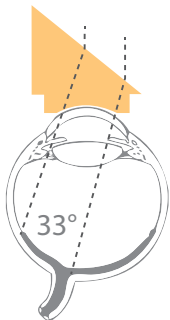
**lente polo posteriore convessa**

Per esaminare in modo dettagliato le membrane retiniche durante la loro manipolazione, in occhi fachici e pseudofachici. FOV 30 , ingrandimento 1,49x. conf. da 8 pz. sterili

**magnifying lens**

For detailed examination and minute surgical manipulation of retinal membranes in phakic and pseudophakic eyes. FOV 30°, 1,49x magnification. 8 sterile pieces/box

JD4807



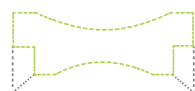
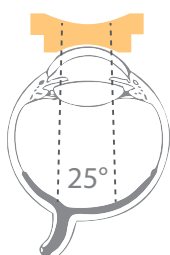
**lente prismatica - 30°**

Permette una visualizzazione del perimetro posteriore del fondo e del vitreo oltre la linea equatoriale con minima distorsione in occhi fachici, afachici e pseudofachici. FOV 33 , ingrandimento 1,02x. conf. da 8 pz. sterili

**prismatic lens - 30°**

Provides visualization of the posterior peripheral fundus and vitreous beyond the equator with minimal distortion in phakic and pseudophakic eyes. FOV 33°, 1,02x magnification. 8 sterile pieces/box

JD4802



**lente biconcava**

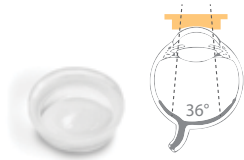
Facilita la visione del fondo con l'uso di aria nella cavità vitreale, in occhi fachici e pseudofachici. FOV 25 , ingrandimento 0,80. conf. da 8 pz. sterili

**biconcave lens**

It facilitates the view of the fundus in an air-filled vitreous cavity in phakic and pseudophakic eyes. FOV 25°, 0,80x magnification. 8 sterile pieces/box

# VITRECTOMY LENSES REUSABLE

**Janach**  
J4805



**lente piatta**

La lente permette una visione del polo centrale posteriore e del vitreo in occhi fachici o pseudofachici. Ideale per fotografia. FOV 36°, ingrandimento 1,02x.

**flat lens**

The lens allows the view of the central posterior pole and vitreous in phakic and pseudophakic eyes. FOV 36°, 1,02x magnification.

J4806



**lente prismatica - 20°**

Permette una visualizzazione del perimetro posteriore del fondo e del vitreo oltre la linea equatoriale con minima distorsione in occhi fachici, afachici e pseudofachici.

**prismatic lens - 20°**

Provides visualization of the posterior peripheral fundus and vitreous beyond the equator with minimal distortion in phakic and pseudophakic eyes.

J4807



**lente prismatica - 30°**

Permette una visualizzazione del perimetro posteriore del fondo e del vitreo oltre la linea equatoriale con minima distorsione in occhi fachici, afachici e pseudofachici.

**prismatic lens - 30°**

Provides visualization of the posterior peripheral fundus and vitreous beyond the equator with minimal distortion in phakic and pseudophakic eyes.

J4808



lente prismatica 50°, in quarzo, - 60D

50° Prism lens, quartz, - 60D

J4802



**lente biconcava**

Facilita la visione del fondo con l'uso di aria nella cavità vitreale, in occhi fachici e pseudofachici. FOV 25°, ingrandimento 0,80.

**biconcave lens**

It facilitates the view of the fundus in an air-filled vitreous cavity in phakic and pseudophakic eyes. FOV 25°, 0,80x magnification.

J4805.5



**WideView HRI - 116D**

Permette un campo di visione di 48° per la visualizzazione del polo centrale posteriore e del vitreo centrale in occhi fachici e pseudofachici.

**HRI (High Refractive Index) WideView lens - 116D**

Facilitates a 48° field of view when visualizing the central posterior pole and central vitreous in phakic and pseudophakic eyes.

# RINGS

**Janach**  
J4801.1



Ring in silicone, riutilizzabile. Conf. da 10 pz.



Silicone ring, reusable. 10 pieces/box

**Janach**  
JD4801.1/10

Ring in silicone, Conf. da 10 pz. sterili, monouso

Silicone ring, 10 sterile pieces/box



**Janach**  
J2092



Anello inox per lenti da vitrectomia, a due braccia

Stainless steel ring for lens, with two arms

**Janach**  
J3249



Pinza per lenti da vitrectomia

Lens holder

# FLEXIBLE IRIS RETRACTORS

## NEW FLEXIBLE IRIS RETRACTORS WITH ANATOMICAL SLIDING STOPPER




**Janach**  
J4900.1

Retrattori flessibili,  
1 conf. da 5 pz. sterili, **monouso**

J4905.1


Retrattori flessibili,  
6 conf. da 5 pz. sterili, **monouso**



*Flexible iris retractors,  
1 pack of 5 sterile hooks, **disposable***

*Flexible iris retractors,  
6 packs of 5 sterile hooks/pack, **disposable***

## FLEXIBLE IRIS RETRACTORS



**Janach**  
J4900

Retrattori flessibili,  
1 conf. da 5 pz. sterili, **monouso**

J4905

Retrattori flessibili,  
6 conf. da 5 pz. sterili, **monouso**



*Flexible iris retractors,  
1 pack of 5 sterile hooks, **disposable***

*Flexible iris retractors,  
6 packs of 5 sterile hooks/pack, **disposable***

M5213

Retrattori flessibili, stelo sezione **rettangolare**,  
1 conf. da 5 pz. sterili, **monouso**

*Flatar® flexible iris retractors,  
1 pack of 5 sterile hooks, **disposable***

**Janach**  
J2294.58



Marcatore corneale per marcare i 4 punti di inserzione dei retractor iridei. Permette un posizionamento predefinito in grado di dilatare l'iride con forma trapezoidale, con ampio spazio di manovra in zona distale



*Corneal marker to mark on the cornea 4 insertion points of IRIS retractors. It allows a default positioning able to dilate the iris with trapezoidal shape, with ample room for maneuver in the distal area*

# 20G PICK AND SPATULAS

## 20G



titanium handle

**Janach**  
J2430.1A



Pick per membrane, **20G**, angolato 90°, lunghezza 0.20 mm, smusso, mod. Weiss

**20G** membrane pick, 90° angled, 0.20 mm long, blunt, design: Weiss

**Janach**  
J2430.2A



Pick per membrane, **20G**, angolato 90°, lunghezza 0.40 mm, smusso, mod. Weiss

**20G** membrane pick, 90° angled, 0.40 mm long, blunt, design: Weiss

**Janach**  
J2430.11A



Pick per membrane, **20G**, angolato 120°, lunghezza 0.20 mm, smusso, mod. Weiss

**20G** membrane pick, 120° angled, 0.20 mm long, blunt, design: Weiss

**Janach**  
J2430.12A



Pick per membrane, **20G**, angolato 120°, lunghezza 0.40 mm, smusso, mod. Weiss

**20G** membrane pick, 120° angled, 0.40 mm long, blunt, design: Weiss

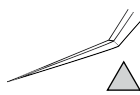
**DeMolfetta-Zenoni**  
J2437.1A



Pick per membrane fibrovascolari epiretينية, **20G**, angolato, apice acuto, bordi smussi

**20G** membrane pick, angled, sharp tip

**Janach**  
J2437.7A




Pick per incisione retinica, **20G**, sezione triangolare  $\Delta$ , angolato 135°, apice 0.25 mm, braccio da 5 mm

**20G** pick for retinal incisions, triangular-shaped section  $\Delta$ , angled 135°, 0.25 tip size, 5 mm angle to tip



titanium handle

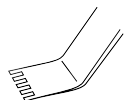
**Janach**  
J2423A



Spatola smussa per peeling e stripping membrane epiretينية, **20G**

**20G** blunt spatula for peeling and stripping retinal membranes

**Janach**  
J2424A



Spatola a rastrello per pulizia residui, **20G**, denti smussi

**20G** membrane rake, blunt teeth

**Janach**  
J2426A



Spatola per manipolazione e massaggio della retina, **20G**, punta da 2.5 mm, bottonuta

**20G** spatula knob for retinal massage and manipulation, 2.5 mm long, blunt, bulbous tip

**Janach**  
J2428A



Spatola per peeling e manipolazione membrane epiretينية, **20G**, corta, punta smussa

**20G** spatula for peeling and manipulation of membranes, short, blunt tip

**Janach**  
J2429A



Pick manipolazione membrane epiretينية, **20G**, punta smussa da 0.3 mm

**20G** membrane manipulator pick, 0.3 mm, blunt tip

# 23G/25G/26G PICK AND SPATULAS

## 23G

**Janach**  
J2430.23A



Pick per membrane **23G**, angolato 90°, lunghezza 0.4 mm, smusso, mod. Weiss

**23G** membranes pick, 90° angled, 0.4 mm long, blunt, design: Weiss


**Zenoni**  
J2437.23A



Pick per membrane fibrovascolari epiretينية, **23 G** apice acuto, per trocar, angolato 160°

**23G** membrane pick, pointed tip, for trocar, 160° angled

**Janach**  
J2423.23A



Spatola smussa per peeling e stripping membrane epiretينية, **23G**, per trocar

**23G** blunt spatula for peeling and stripping retinal membranes, for trocar

**Janach**  
J2428.23A



Spatola per peeling membrane epiretينية **23G**, angolata 160°, bordi taglienti

**23G** spatula for peeling epiretinal membranes, angled 160°, sharp edges

## 25G


**M.Romano**  
J2424.25A



PICK RAKE-SCRAPER **25G** per separare le membrane dalla superficie retinica. Le tre punte smusse, consentono, attraverso un "massaggio retinico", di individuare il giusto piano di clivaggio tra la membrana proliferativa e la retina

**25G BLUNT RETINAL RAKE-SCRAPER** is designed to smoothly separate the tractional membranes from the retinal surface. The three blunt tips allow the surgeon to find, throughout a "retinal massage", the right cleavage plane between the retina and the proliferative membrane

**Janach**  
J2423.25A



Spatola smussa per peeling e stripping membrane epiretينية, **25G**, per trocar

**25G** blunt spatula for peeling and stripping retinal membranes, for trocar

## 26G

**Zenoni**  
J2437.25A




Pick per membrane fibrovascolari epiretينية, **26G** apice acuto, per trocar, angolato 160°

**26G** membrane pick, pointed tip, for trocar, 160° angled

# VITREOUS SPATULA for anterior segment




**Janach**  
J2408A



Spatola da vitreo con dischetto distale

*Vitreous spatula with small disc-shaped tip*


**Janach**  
J2409.1A



dischetto distale destro

*half-disc shaped tip on right side*

**Janach**  
J2409.2A



dischetto distale sinistro

*half-disc shaped tip on left side*



## BACKFLUSH HANDLES and NEEDLES



**Janach**  
J3780

Backflush per aspirazione passiva,  
in **titanio blu**

*Passive aspirating backflush,  
**blue titanium** handle*



**Janach**  
J3780.1

Backflush per aspirazione passiva,  
in **titanio viola** (per migliore riconoscibilità  
con punte diverse)

*Passive aspirating backflush,  
**violet titanium** handle  
(for better identification using different tips)*



**Janach**  
J3784

Serbatoio di ricambio J 3780 e J 3780.1  
conf. da 6 pz.

*Silicone reservoir, for J 3780 and J 3780.1  
6 pieces/box*



**Janach**  
J3770

Backflush per aspirazione attiva,  
in **titanio**

*Active aspirating backflush,  
**titanium** handle*



**Janach**  
J3774

Serbatoio di ricambio per J 3770  
conf. da 6 pz.

*Silicone reservoir, for J 3770  
6 pieces/box*

## SERBATOIO/RESERVOIR **DISPOSABLE**

**Janach**  
JD3784



Serbatoio di ricambio J 3780 e J 3780.1  
conf. da 10 pz. sterili, monouso

*Silicone reservoir, for J 3780 and J 3780.1  
**10 sterile pieces/box, disposable***




# BACKFLUSH CANNULE/NEEDLES

conf. da 10 pz. sterili, **monouso**/ 10 sterile pieces/box



## Janach


JD95568



Cannula **20G** x 32 mm, **SOFT TIP**,  
lunghezza silicone 1 mm

Cannula **20G** x 32 mm, silicon length 1 mm,  
**SOFT TIP** (to handle J3770 and J3780)


JD95569



**23G**, lunghezza silicone 2 mm

**23G** x32 mm, silicon length 2 mm, **SOFT TIP**

JD95567



**25G**, lunghezza silicone 1 mm

**25G** x32 mm, silicon length 1 mm, **SOFT TIP**

## Janach


JD95582



Cannula **20G** x32 mm  
per **BACKFLUSH** (non protetta)

Cannula **20G** x 32 mm, for **BACKFLUSH**  
(to handle J3770 and J3780)


JD95589



**23G** x32 mm

**23G** x32 mm

JD95588

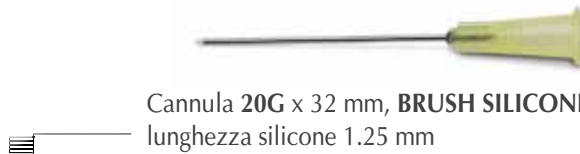


**25G** x32 mm

**25G** x32 mm

## Janach

JD95586



Cannula **20G** x 32 mm, **BRUSH SILICONE**,  
lunghezza silicone 1.25 mm

Cannula **20G** x 32 mm, **BRUSH SILICONE**,  
silicon length 1.25 mm (to handle J3770 and J3780)

JD95560



**23G** x 32mm, lunghezza silicone 0.7 mm

**23G** x32 mm, silicon length 0.7 mm

JD95550




**25G** x 32mm, lunghezza silicone 0.7 mm

**25G** x32 mm, silicon length 0.7 mm

## Janach


J3789



Cannula **20G**, **diamantata**, tip in silicone,  
conf. da 5 pz. sterili, **monouso**

**20G** soft tip **diamond dusted** cannula,  
5 sterile pieces/box, **disposable**

J3789.23

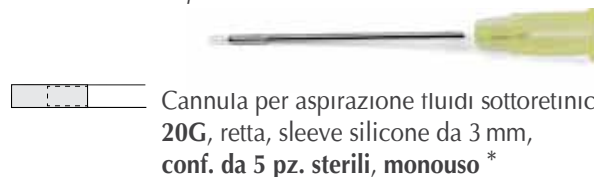


**23G**

**23G**

conf. da 5 pz. sterili, **monouso**/ 5 sterile pieces/box

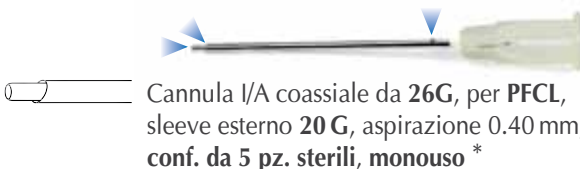
ST1603 D00



Cannula per aspirazione fluidi sottoretinici,  
**20G**, retta, sleeve silicone da 3 mm,  
conf. da 5 pz. sterili, **monouso** \*

**20G** subretinal fluid aspiration cannula,  
straight, 3 mm silicone sleeve,  
5 sterile pieces/box, **disposable** \*


ST1603 F00



Cannula I/A coassiale da **26G**, per **PFCL**,  
sleeve esterno **20 G**, aspirazione 0.40 mm,  
conf. da 5 pz. sterili, **monouso** \*

**26G PFCL** coaxial I/A cannula,  
0.40 mm aspiration port on **20 G** sleeve,  
5 sterile pieces/box, **disposable** \*

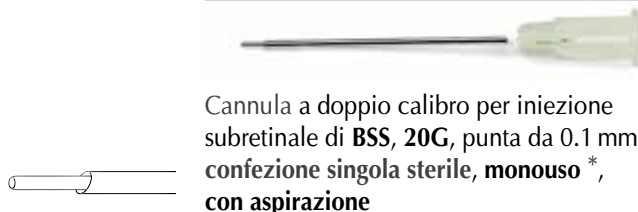
M5203



sleeve esterno **23G**,  
conf. da 5 pz. sterili

**23G** sleeve,  
5 sterile pieces/box

M5194



Cannula a doppio calibro per iniezione  
subretinale di **BSS**, **20G**, punta da 0.1 mm,  
confezione singola sterile, **monouso** \*,  
con aspirazione

**20G** dual bore subretinal  
**BSS** injection needle, 0.1 mm tip,  
**1 sterile piece/box, disposable** \*,  
with combined aspiration

# CANNULAS for infusion/aspirating liquids

NEWS

**B.Parolini**  
J2671.3



Cannula per rimozione olio di silicone, **23G**, thin wall, lunghezza 18 mm, **2 fori ovali** 1x0.4 mm, chiusa in punta

**23G silicone oil removal cannula.** Thin wall, length 18 mm, **dual oval hole** 1 x 0.4 mm, front closed tip

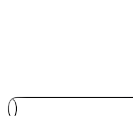
J2671.4



Cannula per rimozione olio di silicone, **23G**, thin wall, lunghezza 18 mm, **foro ovale** 2 x 0.4 mm, chiusa in punta

**23G silicone oil removal cannula.** Thin wall, length 18 mm, **oval hole** 2 x 0.4 mm, front closed tip

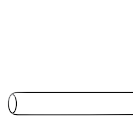
**Janach**  
J2671



Cannula per olio di silicone, retta, **20G**, braccio da 4 cm

**20G silicone oil cannula,** straight, 4 cm long

**Janach**  
J2672



Cannula per **PFCL**, retta, smussa, **25G** x 23 mm

**25G PFCL cannula,** straight, blunt, 23 mm long

**Janach**  
J3782



Cannula per **BACKFLUSH 20G**, non protetta, sterilizzabile

**20G BACKFLUSH** needle, blunt tip, reusable


J3782.23



**23G**

**23G**

J3782.25



**25G**

**25G**

# INFUSION CANNULAS

**Magni**  
J2674



Cannula "SALLUSTIO" **20 G**, braccio 40 mm, 4 fori laterali distali, atraumatica

**20 G "SALLUSTIO" cannula,** 40 mm needle, 4 lateral distal ports, atraumatic

J2674.1



**25G**

**25G**

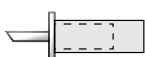
J2674.2



**23G**

**23G**

**Janach**  
J4930.2




Cannula da infusione fluidi, da 5.0 mm, **20G**, sterilizzabile



**20G fluid infusion cannula,** 5.0 mm, reusable

# SCLERAL DEPRESSOR



**Janach**  
J4488.3

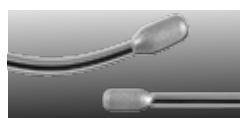


Doppio depressore sclerale, apici sabbiati, retto-curvo, per indentazione superiore e inferiore

*Double-ended scleral depressor, with sandblasted tips (straight-curved) for upper and lower indentation*



**Janach**  
J4488.4

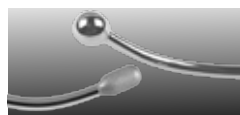


Doppio depressore sclerale, apici sabbiati, retto-curvo, per indentazione superiore e inferiore, **pediatrico**

*Double-ended scleral depressor, with sandblasted tips (straight-curved) for upper and lower indentation, **pediatric***




**Janach**  
J4488.5



Doppio depressore sclerale, apici curvi con sfera lucida e cilindro satinato

*Double-ended scleral depressor, curved tips, polished sphere and sandblasted cylinder*



**Janach**  
J4488.6



Doppio depressore sclerale, apici cilindrici retti, satinatura delicata

*Double-ended scleral depressor, cylindrical straight tips, lightly sandblasted tips*

# SCLERAL DEPRESSOR



**Rizzo**  
J4488.9




Doppio depressore sclerale per  
posizionamento trocar correttamente  
e indentatore sclerale

*Double-ended scleral depressor,  
to fix the trocars properly  
and scleral indenter*



**Schirru**  
J4488.0



Doppio depressore sclerale,  
apici sabbati (sferico e piatto)  
per indentazione delicata e robusta

*Double-ended scleral depressor  
(spherical and flat) sandblasted tips,  
for delicate and strong indentation*

**Janach**  
J4488



Depressore sclerale, con terminale sferico

*Scleral depressor, spherical tip*

**Janach**  
J4488.12



Depressore sclerale, disco piatto  
**pediatrico**

*Scleral depressor, flat disc,  
**pediatric***

**Janach**  
J4488.1

Depressore sclerale,  
con impugnatura a ditale

*Scleral depressor,  
grip thimble*



**Janach**  
J4488.10



Doppio depressore sclerale, con  
clip, terminali cilindrici, diagnostico

*Double-ended scleral depressor, clip holder,  
cylindrical terminals, diagnostic*



## RETINAL ADDITIONAL TOOLS

**Janach**  
J3252



Pinza per inserire e rimuovere tappi sclerali,  
azione incrociata

*Forceps for insertion and removal of plugs,  
cross-action*



**Janach**  
J3252.1




Pinza per inserire  
e rimuovere tappi sclerali

*Forceps for insertion  
and removal of plugs*



**Janach**  
J3724



Pinza per inserire/rimuovere  
cannula trocar 23 G

*23 G loading/removal forceps  
for trocar*



**Janach**  
J3720



Marker fissatore  
per inserzione trocar 23 G

*20 G fixation plate and marker  
for trocar*



## IVT GUIDE AND SIZER

**Crozafon®**  
J2836.1



Marcatore IVT 3.5 - 4.0 mm per iniezione  
intravitreale, lunghezza totale 110 mm

*IVT incision marker 3.5 - 4.0 mm for  
intravitreal injection, overall length 110 mm*

**Janach**  
JD2836/10



Marcatore IVT monouso 3.5 - 4.0 mm  
Conf. da 10 pz. sterili, monouso

*Disposable IVT marker 3.5 - 4.0 mm  
10 sterile pieces/box*



**Quadri**  
J2294.75



Doppio anello per iniezioni intravitreali IVT,  
con guide per aghi da 30G poste a 3.5  
e 4.0 mm dal limbus

*IVT Double ring for intravitreal injections, with  
guides to 30G needles placed at 3.5 and 4.0  
mm from the limbus*





# IVT INJECTIONS **DISPOSABLE** set JCP0001




blefarostato monouso con valve aperte da 15 mm. Consigliato per uso diagnostico e chirurgico. L'ampio telaio permette facilmente il posizionamento e la rimozione sul paziente

*wire speculum disposable 15 mm blade with large frame. Recommended for diagnostic and surgical procedures. The wide frame allows easy placement and removal*



5 compresse di garze TNT 10x10 cm - 4 strati

*5 TNT gauze 10x10 cm - 4 layers*



5 bastoncini assorbenti a sigaretta

*5 cellulose absorbent sticks*



pinza corneale, 1x2 denti retti da 0.20 mm, con piani prendifilo, mod. Bonn

*corneal Bonn forceps, 1x2 straight teeth, 0.20 mm, with tying platform*



marcatore 3,5-4 mm

*marker 3,5-4 mm*



ago ipodermico 30 G x 13 mm

*hypodermic needle, 30 G x 13 mm*



siringa 2,5 ml LL

*syringe 2,5 ml LL*



spugna con manico

*handle sponge*



ciotola graduata 500 cc

*graduated bowl, 500 cc*



telo paziente SMS 100x120 cm, film inciso e tasca laterale

*SMS ophthalmic drape, 100x120 cm with incision film and side pocket*

telo standard 150x150 cm

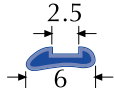
*standard drape, 150x150 cm*

# RETINAL IMPLANTS

## ANELLI / TIRES | Asimmetrici | Asymmetrical

**Janach**

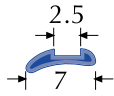
M5433



Style 275 Anello Asimmetrico 6.0 mm, scanalatura 2.5 mm

Style 275 Asymmetrical Tire 6.0 mm, 2.5 mm groove

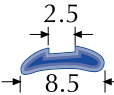
M5438



Style 276 Anello Asimmetrico 7.0 mm, scanalatura 2.5 mm

Style 276 Asymmetrical Tire 7.0 mm, 2.5 mm groove

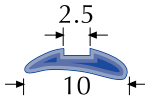
M5434



Style 278 Anello Asimmetrico 8.5 mm, scanalatura 2.5 mm

Style 278 Asymmetrical Tire 8.5 mm, 2.5 mm groove

M5435



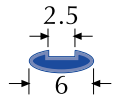
Style 280 Anello Asimmetrico 10 mm, scanalatura 2.5 mm

Style 280 Asymmetrical Tire 10 mm, 2.5 mm groove

### Convessi

### Convex

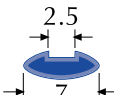
M5440



Style 286 Anello Convesso 6.0 mm, scanalatura 2.5 mm

Style 286 Convex Tire 6.0 mm, 2.5 mm groove

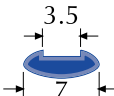
M5441



Style 287 Anello Convesso 7.0 mm, scanalatura 2.5 mm

Style 287 Convex Tire 7.0 mm, 2.5 mm groove

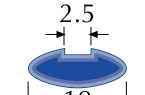
M5442



Style 287WG Anello Convesso 7.0 mm, scanalatura 3.5 mm

Style 287WG Convex Tire 7.0 mm, 3.5 mm groove

M5443



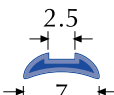
Style 289 Anello Convesso 10 mm, scanalatura 2.5 mm

Style 289 Convex Tire 10 mm, 2.5 mm groove

### Concave

### Concave

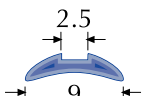
M5431



Style 277 Anello Concavo 7.0 mm, scanalatura 2.5 mm

Style 277 Concave Tire 7.0 mm, 2.5 mm groove

M5432



Style 279 Anello Concavo 9.0 mm, scanalatura 2.5 mm

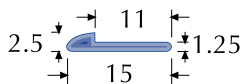
Style 279 Concave Tire 9.0 mm, 2.5 mm groove

## IMPIANTI LONGITUDINALI

## MERIDIONAL IMPLANTS

**Janach**

M5459

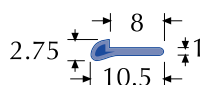


Style 103 Impianti longitudinali 15.0 mm

Style 103 Meridional Implant 15.0 mm

**Janach**

M5454

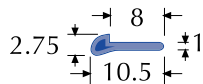


Style 106 Impianti longitudinali 10.5 mm

Style 106 Meridional Implant 10.5 mm

**Janach**

M5460



Style 112 Impianti longitudinali 12.0 mm

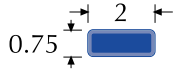
Style 112 Meridional Implant 12.0 mm

# RETINAL IMPLANTS

## BANDA PER CERCHIAGGIO

## CIRCLING BANDS

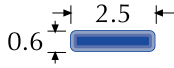
**Janach**  
M5449



**Style 40** Banda per cerchiaggio  
0.75 x 2.0 x 125 mm

**Style 40** Circling Band  
0.75 x 2.0 x 125 mm

M5445



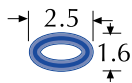
**Style 240** Banda per cerchiaggio  
0.6 x 2.5 x 125 mm

**Style 240** Circling Band  
0.6 x 2.5 x 125 mm

## TUBICINI IN SILICONE OVALI

## OVAL SLEEVES

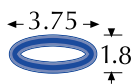
**Janach**  
M5401



Tubicini ovali in silicone  
2.5 x 1.5 x 5 mm

*Oval Silicone Sleeve*  
2.5 x 1.5 x 5 mm

M5402



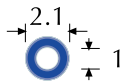
Tubicini ovali in silicone  
3.75 x 1.5 x 5 mm

*Oval Silicone Sleeve*  
3.75 x 1.5 x 5 mm

## TUBICINI IN SILICONE

## SILICONE SLEEVES

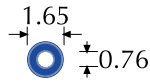
**Janach**  
M 5447



**Style 70** Tubicini in Silicone  
1.0 x 2.1 x 30 mm

**Style 70** Silicone Sleeve  
1.0 x 2.1 x 30 mm

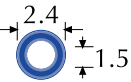
M5446



**Style 270** Tubicini in Silicone  
0.76 x 1.65 x 30 mm

**Style 270** Silicone Sleeve  
0.76 x 1.65 x 30 mm

M5452



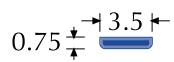
**Style 72** Tubicini in Silicone  
1.5 x 2.4 x 30 mm

**Style 72** Silicone Sleeve  
1.5 x 2.4 x 30 mm

## STRISCE IN SILICONE

## SILICONE STRIPS

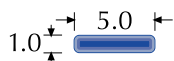
**Janach**  
M5448



**Style 41** Striscia in Silicone  
0.75 x 3.5 x 125 mm

**Style 41** Silicone Strip  
0.75 x 3.5 x 125 mm

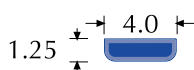
**Janach**  
M5458



**Style N/A** Striscia in Silicone  
1.0 x 5.0 x 125 mm

**Style N/A** Silicone Strip  
1.0 x 5.0 x 125 mm

**Janach**  
M5450



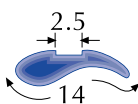
**Style 42** Striscia in Silicone  
1.25 x 4.0 x 125 mm

**Style 42** Silicone Strip  
1.25 x 4.0 x 125 mm

## CUNEI RADIALI

## RADIAL WEDGE

**Janach**  
M5461



**Style 137** Cuneo in Silicone,  
scanalatura 2.5 mm

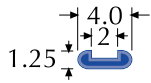
**Style 137** Silicone Wedge  
2.5 mm groove

# RETINAL IMPLANTS

## STRISCE SCANALATE

## GROOVED STRIP

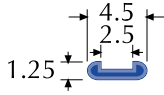
**Janach**  
M5455



Style 20 Striscia Scanalata  
1.25 x 4 x 125 mm, scanalatura 2.0 mm

Style 20 Grooved Strip  
1.25 x 4 x 125 mm, 2.0 mm groove

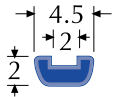
M5456



Style 219 Striscia Scanalata  
1.25 x 4.5 x 100 mm, scanalatura 2.5 mm

Style 219 Grooved Strip  
1.25 x 4.5 x 100 mm, 2.5 mm groove

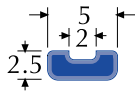
**Janach**  
M5462



Style 31 Striscia Scanalata  
2.0 x 4.5 x 125 mm, scanalatura 2.0 mm

Style 31 Grooved Strip  
2.0 x 4.5 x 125 mm, 2.0 mm groove

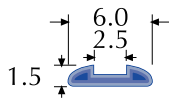
**Janach**  
M5457



Style 32 Striscia Scanalata  
2.5 x 5 x 125 mm, scanalatura 2.0 mm

Style 32 Grooved Strip  
2.5 x 5 x 125 mm, 2.0 mm groove

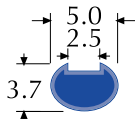
**Janach**  
M5451



Style 220 Striscia Scanalata  
1.5 x 6 x 100 mm, scanalatura 2.5 mm

Style 220 Grooved Strip  
1.50 x 6 x 100 mm, 2.5 mm groove

**Janach**  
M5468



Style 225 Striscia Scanalata  
3.7 x 5 x 100 mm, scanalatura 2.5 mm

Style 225 Grooved Strip  
3.7 x 5 x 100 mm, 2.5 mm groove

# SPONGE SILICONE RETINAL IMPLANTS

## ROTONDI

## ROUND

**Janach**  
M5403



Style 503 Spugna Tonda 3.0 x 80 mm

Style 503 Round Sponge 3.0 x 80 mm

M5404



Style 504 Spugna Tonda 4.0 x 80 mm

Style 504 Round Sponge 4.0 x 80 mm

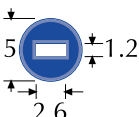
M5405



Style 505 Spugna Tonda 5.0 x 80 mm

Style 505 Round Sponge 5.0 x 80 mm

**Janach**  
M5406

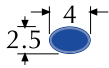


Style 505T Spugna a Tunnel 5.0 x 80 mm

Style 505T Tunnel Sponge 5.0 x 80 mm

**OVALI/OBLUNGH**
**OVAL/OBLONG**

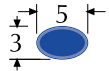
**Janach**  
M5400



Style 501 Spugna Ovale  
2.5 x 4.0 x 80 mm

Style 501 Oval Sponge  
2.5 x 4.0 x 80 mm

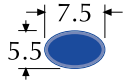
M5407



Style 506 Spugna Ovale  
3.0 x 5.0 x 100 mm

Style 506 Oval Sponge  
3.0 x 5.0 x 100 mm

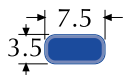
M5408



Style 507 Spugna Ovale  
5.5 x 7.5 x 80 mm

Style 507 Oval Sponge  
5.5 x 7.5 x 80 mm

**Janach**  
M5414

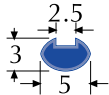


Style 509 Spugna Oblonga  
3.5 x 7.5 x 80 mm

Style 509 Oblong Sponge  
3.5 x 7.5 x 80 mm

**SCANALATI**
**GROOVED**

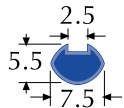
**Janach**  
M5409



Style 506G Spugna Scanalata  
3.0 x 5.0 x 80 mm, scanalatura 2.5 mm

Style 506G Grooved Sponge  
3.0 x 5.0 x 80 mm, 2.5 mm groove

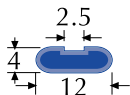
M5411



Style 507G Spugna Scanalata  
5.5 x 7.5 x 80 mm, scanalatura 2.5 mm

Style 507G Grooved Sponge  
5.5 x 7.5 x 80 mm, 2.5 mm groove

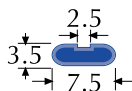
**Janach**  
M5413



Style 508G Spugna Scanalata  
4.0 x 12.0 x 80 mm, scanalatura 2.5 mm

Style 508G Grooved Sponge  
4.0 x 12.0 x 80 mm, 2.5 mm groove

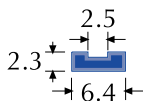
M5415



Style 509G Spugna Scanalata  
3.5 x 7.5 x 80 mm, scanalatura 2.5 mm

Style 509G Grooved Sponge  
3.5 x 7.5 x 80 mm, 2.5 mm groove

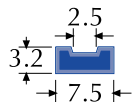
**Janach**  
M5421



Style 516G Spugna Scanalata  
2.3 x 6.4 x 80 mm, scanalatura 2.5 mm

Style 516G Grooved Sponge  
2.3 x 6.4 x 80 mm, 2.5 mm groove

M5423

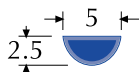


Style 519G Spugna Scanalata  
3.2 x 7.5 x 80 mm, scanalatura 2.5 mm

Style 519G Grooved Sponge  
3.2 x 7.5 x 80 mm, 2.5 mm groove

**SPESSORI**
**PART THICKNESS**

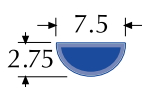
**Janach**  
M5416



Style 510 Spugna Semi-Rotonda  
2.50 x 5.0 x 80 mm

Style 510 Half-Round Sponge  
2.50 x 5.0 x 80 mm

M5417



Style 511 Spugna Semi-Ovale  
2.75 x 7.5 x 80 mm

Style 511 Half-Oval Sponge  
2.75 x 7.5 x 80 mm

M5420

Style 515 Spugna Semi-Ovale  
3.33 x 5.0 x 80 mm

Style 515 Half-Oval Sponge  
3.33 x 5.0 x 80 mm

M5422


Style 517 Spugna Semi-Ovale  
3.66 x 7.5 x 80 mm

Style 517 Half-Oval Sponge  
3.66 x 7.5 x 80 mm

# RETINAL DETACHMENT INSTRUMENTS

wider ergonomic  
blades  
**REVERSE**

**P.Vinciguerra**  
J2031.21



Blefarostato regolabile reverse  
a valve piene da 14 mm in titanio.  
Linea VIP

*Adjustable speculum, reverse,  
14 mm solid blades, titanium.  
VIP line*

**REVERSE**

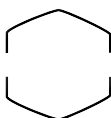
**P.Vinciguerra**  
J2031.11



Blefarostato reverse a valve chiuse  
da 15 mm in titanio

*Reverse speculum with 15 mm closed blades,  
titanium*

**Lieberman**  
J2031



Blefarostato regolabile, leggero,  
valve da 14 mm, a forma di V

*Adjustable speculum,  
14 mm long, V-shaped blade*

**Lieberman**  
J2026



Blefarostato regolabile per distacco retina,  
valve da 13 mm

*Adjustable speculum for retinal detachment,  
13 mm long blade*



# RETINAL DETACHMENT INSTRUMENTS

**Westcott**  
J1542



Forbice **congiuntivale**,  
curva, smussa, lame da 10 mm

**Conjunctival** scissors,  
curved, 10 mm long blades, blunt tips



**Campos**  
J3238



Pinza **congiuntivale e da fissazione**,  
con 1x2 denti obliqui da 0.80 mm, con ppf

**Conjunctival and fixation** forceps,  
1x2 oblique, 0.80 mm teeth, with tying platform



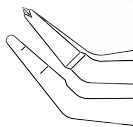
**Moorfield**  
J3200

Pinza retta, delicata,  
zigrinata, apici acuti

Forceps, straight, delicate, serrated jaws,  
pointed tips



**Janach**  
J3248

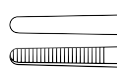


Pinza per muscolo e fissazione,  
robusta, 1x2 denti, con ppf

Muscle and fixation forceps, strong,  
1x2 teeth, with tapered tying platforms



**Janach**  
J 3360

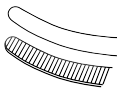


Pinza **anatomica**,  
robusta, retta,  
presa zigrinata da 1.20 mm

**Dressing** forceps,  
strong, straight,  
1.20 mm, serrated jaws



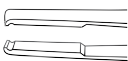
J3362



curva

curved

**Janach**  
J3264.7



Pinza congiuntivale,  
retta, presa Hoskin, con ppf

Conjunctival forceps,  
straight, Hoskin tips, with tying platform



# RETINAL DETACHMENT INSTRUMENTS

**P. Vinciguerra**  
J4199E



Port'aghi, lunghezza 125 mm, curvo, con sistema "Twister" (anti-incarcerazione della sutura), in titanio. Nuova impugnatura con tipologia di chiusura "a pinza" che riduce la corsa nel movimento di chiusura, rispetto al classico sistema a molla.  
Consigliato per suture da 8-0 a 10-0



*SnagFree Twister needle holder, delicate tips, overall length: 125mm, titanium. New handle with "Cross-action forceps style" mechanism which reduces the stroke of the closing action compared to the traditional spring system. By Vinciguerra M.D. Recommended for 8-0 to 10-0 sutures*

**Janach**  
J4198




Port'aghi Twister, curvo, da 128 mm, anti-incarcerazione della sutura, in titanio  
Consigliato per suture da 7-0 a 9-0



*SnagFree Twister needle holder, curved, overall length: 128 mm, titanium Recommended for 7-0 to 9-0 sutures*


**Castroviejo**

J4064 



Port'aghi robusto, retto, **con arresto**, da 145 mm

*Needle holder, strong, straight, **with lock**, overall length: 145 mm*

J4065 



curvo, **con arresto**, da 145 mm

*curved, **with lock**, overall length: 145 mm*

**Janach**  
J3270



Pinza serrafili e per punti, retta, con piani da 7 mm. Consigliata per suture da 6-0 a 8-0



*Tying and stitch forceps, straight, with 7 mm tying platforms. Recommended for 6-0 to 8-0 sutures*

**Janach**  
J3272.1E



Pinza serrafili per sutura corneale, retta, con piani delicati da 6 mm. Consigliata per suture da 8-0 a 11-0



*Tying forceps, straight, with 6 mm tying platforms, very delicate. Recommended for 8-0 to 11-0 sutures*

**Janach**  
J3276.1E



Pinza serrafili, angolata, con piani da 11 mm. Consigliata per l'impianto di lenti rigide



*Tying forceps, angled, with 11 mm tying platform. Recommended for implantation of rigid lenses*

## RETINAL DETACHMENT INSTRUMENTS

### **Pannarale**

J2070.1

Divaricatore a nastro,  
8 mm

*Retractor,  
wide, 8 mm*

J2070.2

10 mm

*10 mm*

J2070.3

12 mm

*12 mm*



### **Bangerter**

J2071

Spatola a nastro,  
6 mm

*Spatula,  
wide and flat, 6 mm*

J2072


10 mm

*10 mm*

J2073

12 mm

*12 mm*



### **Bonn**

J2074

Spatola retrattore,  
angolata, da 16 mm

*Retractor spatula,  
angled, 16 mm long*



### **Schirru**

J2075

Spatola a nastro per distacco, angolata 120°,  
bordo arrotondato, manico piatto

*Retractor for retinal detachment,  
120° angled*



## ORBITAL PLATES

### **Janach**

J7011

Placca malleabile, orbitale, 178 x 16 mm,  
spessore 0.90 mm

*Orbital plate, malleable, 178 x 16 mm,  
thickness 0.90 mm*



### **Janach**

J7012

Placca malleabile, orbitale, 200 x 12 mm,  
spessore 0.90 mm

*Orbital plate, malleable, 200 x 12 mm,  
thickness 0.90 mm*





**Janach**  
J7015.1

Placca malleabile,  
orbitale, 215 x 13 mm (X1) -11 mm (X2),  
spessore 0.50 mm, molto flessibile

*Orbital plate,  
malleable, 215 x 13 mm (X1) -11 mm (X2),  
thickness 0.50 mm, very flexible*

J7015.2

215 x 17 mm (X1)-16 mm (X2)

*215 x 17 mm (X1)-16 mm (X2)*

J7015.3

215 x 21 mm (X1)-19 mm (X2)

*215 x 21 mm (X1)-19 mm (X2)*

**Janach**  
J7106



Placca malleabile, orbitale con manico,  
200 x 6 mm, spessore 1.0 mm

*Orbital plate, malleable, with handle,  
200 x 6 mm, spessore 1.0 mm*

J7112

200 x 12 mm, spessore 1.0 mm

*200 x 12 mm, thickness 1.0 mm*

**Janach**  
J2158



Uncino per retto superiore,  
curvo, con **foro** in punta

*Superior muscle hook,  
curved, with **hole** on distal point*

**Arruga**  
J2540



Valva per distacco retinico

*Retractor for retinal detachment*

**Schepens**  
J2542



Retratore orbitale

*Orbital retractor*

**Pannarale**  
J3254



Pinza **corneo-scerale**, angolata,  
con 1x2 denti obliqui da 0.40 mm, con ppf

***Corneoscleral** forceps, angled,  
1x2 oblique 0.40 mm teeth, with tying platform*

**Watze**  
J3250



Pinza per dilatazione sleeve in silicone

*Silicone sleeve spreading forceps*

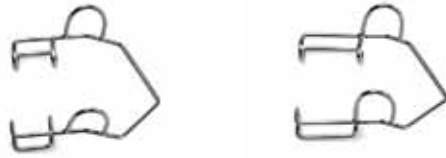
**Castroviejo**  
J3020.3



Pinza **anatomica**,  
retta, presa zigrinata e robusta, da 0.70 mm

***Dressing** forceps,  
straight, 0.70 mm, strong and serrated jaws*

# RETINAL PEDIATRIC INSTRUMENTS



## Barraquer

J2049.2



Blefarostato per **prematuri**, con alette e valve da 5 mm

**Premature infant** size wire speculum, with flanges, 5 mm long blade

J2049.3



Blefarostato per **neonati**, con alette e valve da 8 mm

**Infant** size wire speculum, with flanges, 8 mm long blade



## Piozzi

J2039



Blefarostato regolabile per **bambini**, valve da 11 mm

Adjustable **child** size wire speculum, 11 mm long blade

J2039.1



Blefarostato regolabile per **neonati**, valve da 7 mm

Adjustable **infant** size wire speculum, 7 mm long blade

J4802.1



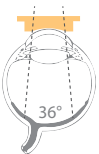
### lente biconcava pediatrica \*

Facilita la visione del fondo con l'uso di aria nella cavità vitreale, in occhi fachici e pseudofachici. FOV 25°, ingrandimento 0,80x.

### biconcave pediatric AFX lens \*

It facilitates the view of the fundus in an air-filled vitreous cavity in phakic and pseudophakic eyes. FOV 25°, 0,80x magnification.

J4805.1



### lente piatta pediatrica \*

La lente permette una visione del polo centrale posteriore e del vitreo in occhi fachici o pseudofachici. Ideale per fotografia. FOV 36°, ingrandimento 1,02x.

### pediatric flat lens \*

The lens allows the view of the central posterior pole and vitreous in phakic and pseudophakic eyes. FOV 36°, 1,02x magnification.

J4807.1



### lente prismatica - 30° pediatrica \*

Permette una visualizzazione del perimetro posteriore del fondo e del vitreo oltre la linea equatoriale con minima distorsione in occhi fachici, afachici e pseudofachici.

### 30° Prism pediatric lens \*

Provides visualization of the posterior peripheral fundus and vitreous beyond the equator with minimal distortion in phakic and pseudophakic eyes.



## Janach

J2091

Anello per lenti pediatriche da vitrectomia

Ring for pediatric lens

## Janach

J3249



Pinza per lenti pediatriche da vitrectomia


Pediatric lens holder

\* Solo per il mercato domestico

\* Only for domestic market




# STERILIZATION TRAY and ACCESSORIES



**Janach**  
J4627

Scatola inox,  
con ferma strumenti in silicone e filtri,  
**2 vassoi** per 24 strumenti,  
dimensioni esterne: 28.5 x 20 x 6.5 cm

*Stainless steel sterilisation tray,  
with silicone insert and filters,  
**two-tiered**, fits 24 instruments,  
outer dimensions: 28.5 x 20 x 6.5 cm*




**Janach**  
J4721



Scatola in PSU, con tappeto in silicone  
e coperchio con clips in metallo,  
a **2 piani**, per 20 strumenti,  
dimensioni esterne: 28.3 x 17.5 x 4.5 cm

*PSU sterilisation tray,  
with silicone mat and metal clips, **two-tiered**,  
fits 20 instruments,  
outer dimensions: 28.3 x 17.5 x 4.5 cm*



**Janach**  
J4711

Scatola in PSU,  
con tappeto in silicone e coperchio,  
con **clip** in metallo per 10 strumenti,  
dimensioni esterne: 28.3 x 17.5 x 2.5 cm



*PSU sterilisation tray,  
with silicone mat and **metal clip**,  
fits 10 instruments,  
outer dimensions: 28.3 x 17.5 x 2.5 cm*



# STERILIZATION TRAY and ACCESSORIES



**Janach**  
J4702

Scatola in PSU, con tappeto in silicone,  
dimensioni esterne: 18.1 x 4.9 x 1.8 cm  
Consigliata per 2 pinze vitreali

*PSU sterilisation tray, with silicone mat,  
outer dimensions: 18.1 x 4.9 x 1.8 cm  
Recommended for 2 retinal instruments*



**Janach**  
J4705

Scatola in PSU, polisulfone, dimensioni  
esterne: 18.1x4.9x1.8 cm con fermo.  
Consigliata per due pinze vitreali


*PSU sterilisation tray, outer dimensions:  
18.1x4.9x1.8 cm.  
Recommended for 2 retinal instruments*



**Janach**  
J4708

Scatola in PSU con fermo per 6 strumenti,  
20.3 x 11.4 x 1.5 cm (misure interne)

*PSU tray with stop, for 6 instruments,  
20.3 x 11.4 x 1.5 cm (internal dimensions)*




**Janach**  
J4710

Scatola in PSU, con tappeto in silicone,  
per 5-7 strumenti,  
dimensioni esterne: 19.9 x 11 x 2.5 cm

*PSU sterilisation tray, with silicone mat,  
fits 5-7 instruments,  
outer dimensions: 19.9 x 11 x 2.5 cm*


**Janach**  
J4491



Tamponi triangolari in PVA con manico,  
confezione da 200 unità **sterili**  
in 20 buste da 10 pezzi

*PVA spears, triangular, with handle,  
box of 200 **sterile** items,  
20 packs of 10 spears*

**Janach**  
J4496.1



Bastoncini Viscotex, 5 x 66 mm,  
confezione da 400 unità **sterili**  
in 20 buste da 20 pezzi

*Viscotex sponges, 5 x 66 mm,  
box of 400 **sterile** items,  
20 packs of 20 sponges*

J4496.2

Confezione da 500 pezzi **non sterili**

*Box of 500 **non sterile** items*

**Janach**  
J4428



Protettore oculare post intervento,  
universale, trasparente, **sterile**

*Eye shield, universal, transparent, **sterile***

J4428.0

**non sterile**

**non sterile**

## ERG-JET CORNEAL CONTACT LENS ELECTRODE (single use)



**Janach**  
J4476

Elettrodo corneale per elettroretinogramma,  
connettore femmina,  
conf., da 50 pz. sterili, monouso \*

\* Solo per il mercato domestico

*Corneal contact lens electrode  
for electro-retinography, female connector,  
50 sterile units/box, disposable \**

*\* Only for domestic market*

# NEW DISPOSABLE RETINAL FORCEPS



e. *janach*®



**e.janach<sup>®</sup>**  
[www.janach.it](http://www.janach.it)

Via Borgo Vico, 35 - 22100 Como - Italy  
Tel. +39 031 574088 - fax +39 031 572055  
[international@janach.it](mailto:international@janach.it)

BRO.063.12/16.IT/EN



Sistema di  
Qualità Certificato

Certified  
Quality System

UNI EN ISO 9001  
UNI CEI EN ISO 13485

© Copyright:  
Hermann Janach